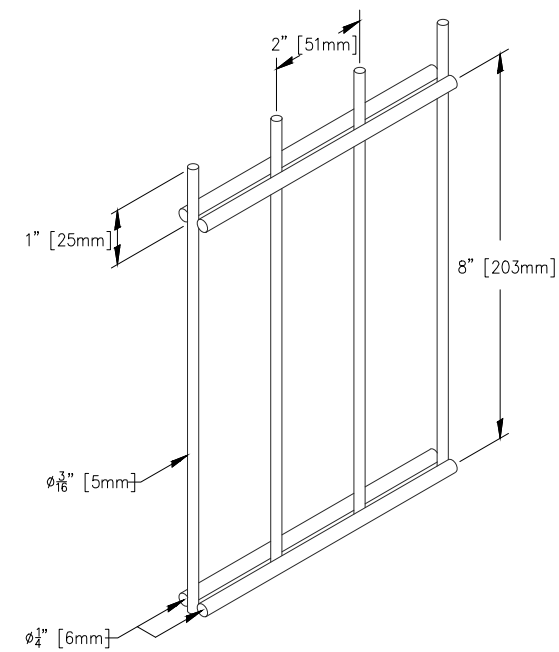
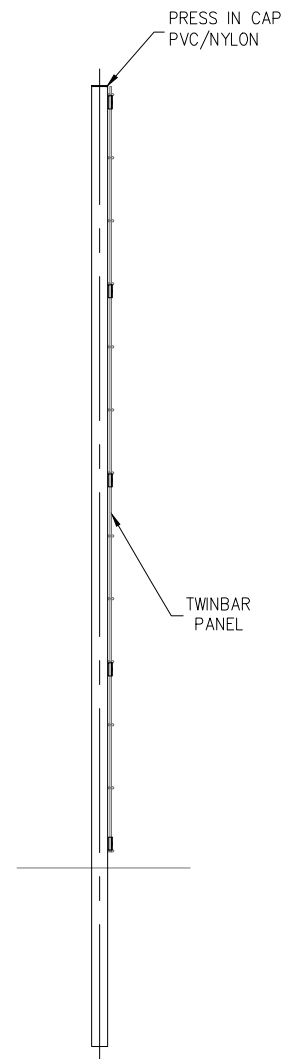
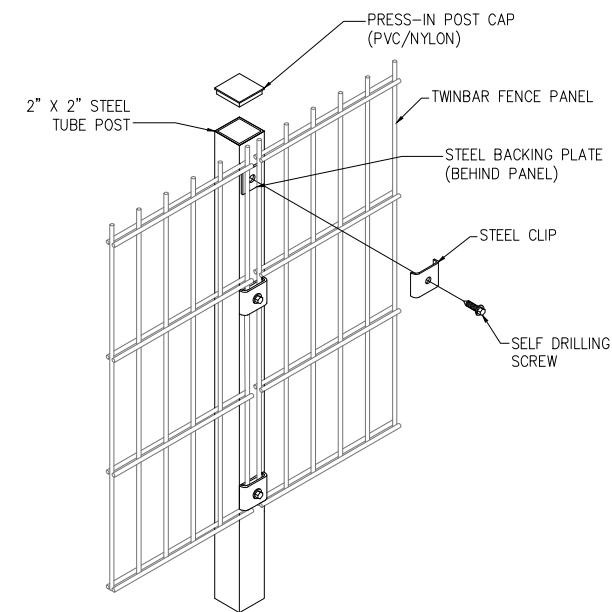


1 TYPICAL 8'-0" TALL TWINBAR FENCE PARTIAL ELEVATION
SK1 SCALE: 1/2"=1'-0"



2 TWINBAR PANEL ISOMETRIC
SK1 SCALE: 3"=1'-0"



3 CONNECTION DETAIL ISOMETRIC
SK1 SCALE: N.T.S.

DRAWN BY:	GM
CHECKED BY:	KM
SCALE:	AS NOTED
DATE:	3/3/21



TITLE:
TYPICAL 8'-0" H TWINBAR FENCE
ELEVATION AND DETAILS

SHEET NO:
SK1

THIS DRAWING IN DESIGN AND DETAIL IS THE SOLE PROPERTY OF MFR MANUFACTURING CORPORATION, INC. AND MAY NOT BE USED FOR ANY PURPOSE WHATSOEVER OTHER THAN FOR OUR MANUFACTURING FACILITY AND INSTALLATION OF OUR PRODUCTS. THIS DOCUMENT OR ANY PART THEREOF MAY NOT BE REPRODUCED IN ANY MANNER WHATSOEVER AND SHALL BE RETURNED TO US UPON REQUEST. ALL RIGHTS RESERVED.